ELECTRICAL SYMBOLS

- OUTDOOR LUMINAIRE POLE MOUNTED
- OUTDOOR LUMINAIRE POLE MOUNTED W/ FLOOD LAMP MOUNTED BELOW
- FLUORESCENT LUMINARIES STRIP AND GRID LAY-IN SEE LIGHTING SCHEDULE FOR DESCRIPTION
- WALL MOUNTED LUMINAIRE
- CEILING MOUNTED LUMINAIRE
- BATHROOM VANITY LUMINAIRE
- VT INCANDESCENT VAPOR TIGHT LUMINAIRE (PER SCHEDULE)
- DOOR MOUNTED FLUORESCENT LIGHT
- EXIT LIGHT WALL MOUNT
- EXIT LIGHT CEILING MOUNT
- EXIT LIGHT AND EMERGENCY LIGHT COMBINATION
- EMERGENCY LIGHT UNIT BATTERY POWERED
- RECESSED STAIRWAY LUMINAIRE (PER SCHEDULE)
- WALL MOUNTED LUMINAIRE WITH INTEGRAL PHOTOSWITCH (PER SCHEDULE)
- WP DUPLEX RECEPTACLE WEATHER PROOF
- GFCI DUPLEX RECEPTACLE, GFCI GROUND FAULT CIRCUIT INTERRUPTER
- CP DUPLEX RECEPTACLE, WITH CHILD RESISTANT COVER
- DUPLEX RECEPTACLE 20 AMP
- 30A 220 VAC RECEPTACLE, AMPERAGE AS NOTED
- DUPLEX RECEPTACLE 20 AMP FLOOR MOUNTED
- D 20 AMP DROP CORD, W/ GFCI PROTECTION
- DUPLEX JACK OUTLET (TELEPHONE & DATA NETWORK)
- TELEPHONE JACK
- DATA NETWORK JACK
- D DOUBLE DATA NETWORK JACK
- TV TV CABLE JACK
- J JUNCTION BOX
- V VIDEO PROJECTION JACK
- CONDUIT SEAL
- SAFETY SWITCH (NON FUSED)
- 30 AMP SAFETY SWITCH (FUSED)
- BT 120/24 VOLTS BELL TRANSFORMER
- DOORBELL PUSHBUTTON
- B DOORBELL
- WORK ZONE NO STORAGE THIS AREA — DISTRIBUTION PANEL SHOWN WITH WORK FREE ZONE PER NEC CHAPTER 110.26
- M MAIN KWH METER, PER LOCAL POWER UTILITY COMPANY
- SPST TOGGLE SWITCH
- 3 SPDT (THREE WAY) SWITCH
- DP DPDT SWITCH
- SPST TOGGLE SWITCH WITH PILOT LIGHT
- ORB PC PHOTO CONTROLLED SWITCH (NORMALLY CLOSED)
- PUSH BUTTON CONTROLLERS
- ELECTRIC HAND DRYER
- ELECTRIC MOTOR
- CEILING FAN WITH OR WITHOUT LIGHT MOUNTED ON APPROVED BOX
- 500 WATT BASEBOARD HEATER
- 1200 WATT TANKLESS WATER HEATER
- EVAP COILS
- ELECTRICAL DISCONNECT
- S SMOKE ALARM
- GROUND
- DOUBLE DUPLEX RECEPTACLE

ABBREVIATIONS

AFCI	ARC FAULT CIRCUIT INTERRUPTER
AFF	ABOVE FINISHED FLOOR
AFG	ABOVE FINISHED GRADE
CB	CIRCUIT BREAKER
CR	CARD READER
CU	CONDENSER UNIT
CUH	ELECTRIC HEATER
DS	DIMMER SWITCH
DPDT	DOUBLE POLE DOUBLE THROW
EC	ELECTRICAL CONTRACTOR
EM	EMERGENCY LIGHT (BATTERY POWERED)
EX	EXIT LIGHT
FLR	FLOOR
GFCI	GROUND FAULT CIRCUIT INTERRUPTER
HPS	HIGH PRESSURE SODIUM
IG	ISOLATED GROUND
KWH	KILOWATT PER HOUR
KVA	KILOVOLT AMPERE
LC	LIGHTING CONTACTOR
LNG	LOW NOISE GROUND
LP	LIGHTING PANEL
MDP	MAIN DISTRIBUTION PANEL
MH	METAL HALIDE
MIN	MINIMUM
MLO	MAIN LUGS ONLY
MSB	MAIN SWITCHBOARD
MTR	MOTOR
MV	MERCURY VAPOR
NEC	NATIONAL ELECTRICAL CODE
NL	NIGHT LIGHT
PB	PUSH BUTTON (FOR GARAGE DOOR OPENER)
PC	PHOTO CONTROL
PNL	PANEL
POS	POINT OF SALE
PP	POWER PANEL
PWR	POWER
REC	RECEPTACLE
RTU	ROOF TOP UNIT
SPST	SINGLE POLE SINGLE THROW
SPDT	SINGLE POLE DOUBLE THROW
SW	SWITCH
TYP	TYPICAL
TVSS	TRANSIENT VOLTAGE SURGE SUPPRESSOR
UH	UNIT HEATER
UL	UNDERWRITERS LABORATORY
W	WATTS
WP	WEATHER PROOF
V	VOLTS
XFMR	TRANSFORMER

PROJECT STATISTICS

FINAL CUSTOMER:

MOUNT OLIVET
14201 CEDAR AVENUE SOUTH
APPLE VALLEY, MN 55124

ARCHITECT:

NEGEN ARCHITECTS
22517 178th AVE. SUITE 200
COLD SPRING, MN 56320
320-685-3304

POWER REQUIRED:

208/120V-3ϕ-60 HZ
800 AMPS

POWER SUPPLIER:

XCEL ENERGY

DUFFY ENGINEERING PROJECT NUMBER:
06752

SUPPLEMENTAL LIST OF DRAWINGS

SHEET NUMBER	SHEET NAME
E0.1	ELECTRICAL COVER SHEET
E0.2	ELECTRICAL SPECIFICATIONS
E1.1	POWER PLAN
E1.2	ROOF POWER PLAN
E1.3	CONDUIT ROUTING PLAN
E1.4	LIGHTING PLAN
E1.5	OUTDOOR LIGHTING PLAN
E5.1	ELECTRICAL DETAILS
E6.1	POWER DISTRIBUTION & PANELBOARD SCHEDULES

CIRCUIT IDENTIFICATION

1. HOME RUN

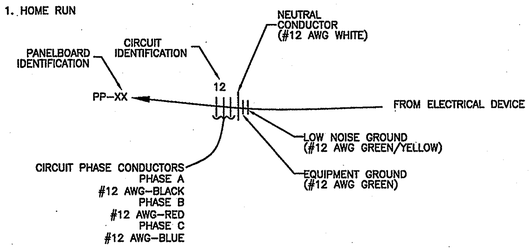

2. LIGHTING CIRCUIT

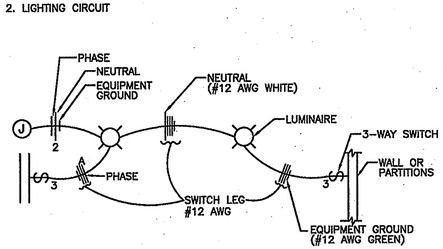

3. POWER CIRCUIT

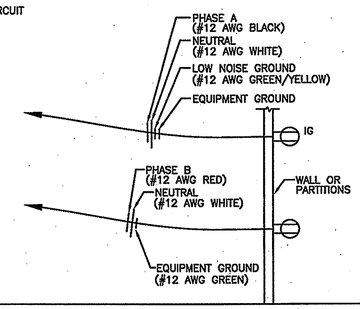

NEGEN ARCHITECTS
STUDIO 22517 178th Ave. Suite 200
Cold Spring, Minnesota 56320
TELEPHONE 320.685.3304
FACSIMILE 320.685.4039

CONSULTANTS
DUFFY ENGINEERING AND ASSOCIATES, INC.
STRUCTURAL – CIVIL – SURVEYING – MECHANICAL – ELECTRICAL
350 Highway 10 South Suite 101 St. Cloud, MN 56304
Phone: (320) 259-6575
Fax: (320) 259-6991
Email: mail@duffyeng.com

Mount Olivet Assembly of God
14201 Cedar Avenue South
Apple Valley, MN 55124
952.432.4332

REVISION	DATE

I hereby certify that this plan, specification or report was prepared by me or under my direct supervision and that I am a duly Licensed Engineer under the laws of the state of Minnesota.

R. Scott Jones, P.E.

02/09/2007 — Date
25389 — License No.

ELECTRICAL COVER SHEET

PROJECT NO.:	06752
SCALE:	NONE
DATE:	02/09/2007
DRAWN BY:	ALR
CHECKED BY:	RSJ

DESIGN DEVELOPMENT

E0.1

Duffy Project File: 06752