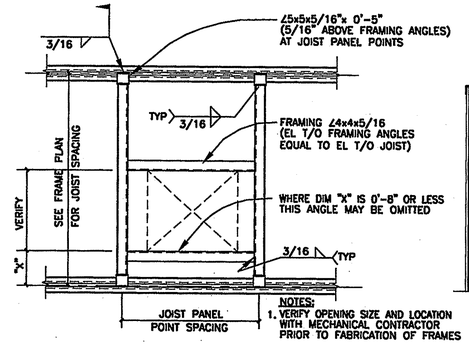

NOTES:
1. VERIFY OPENING SIZE AND LOCATION WITH MECHANICAL CONTRACTOR PRIOR TO FABRICATION OF FRAMES
2. WELD DECK AT OPENING AT EACH FLUTE WITH 5/8" DIA PUDDLE WELDS

1 DETAIL
NTS

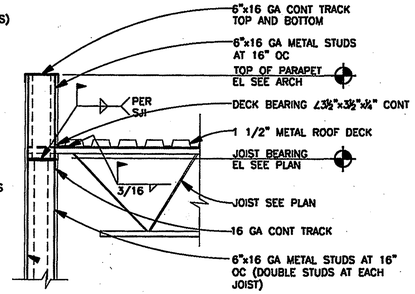

2 DETAIL
N.T.S.

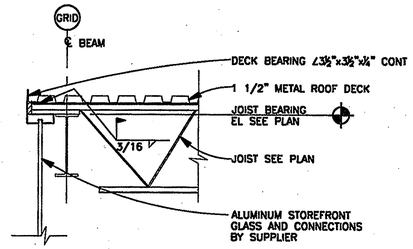

3 SECTION
3/4"=1'-0"

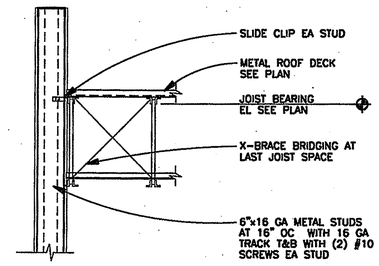

4 SECTION
3/4"=1'-0"

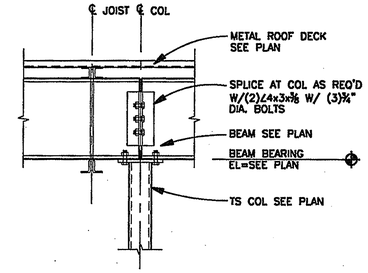

5 SECTION
3/4"=1'-0"

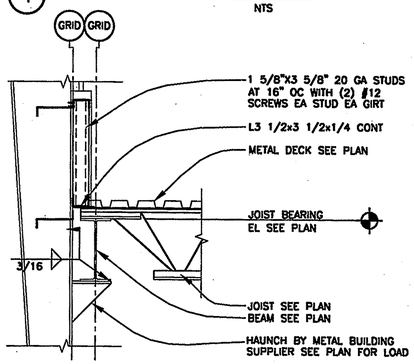

6 SECTION
3/4"=1'-0"

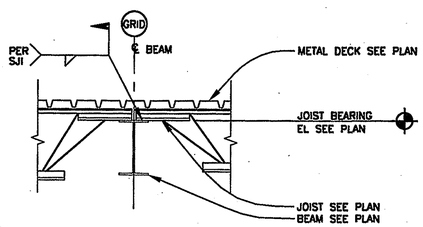

7 SECTION
3/4"=1'-0"

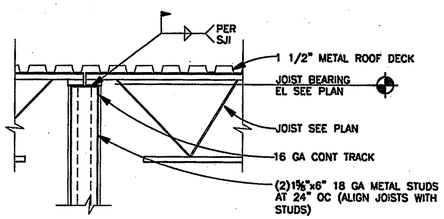

8 SECTION
3/4"=1'-0"

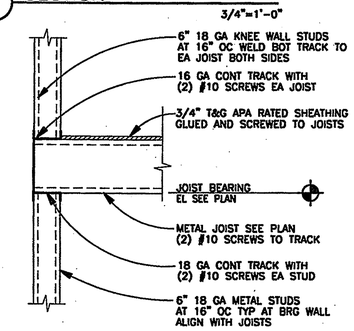

9 SECTION
3/4"=1'-0"

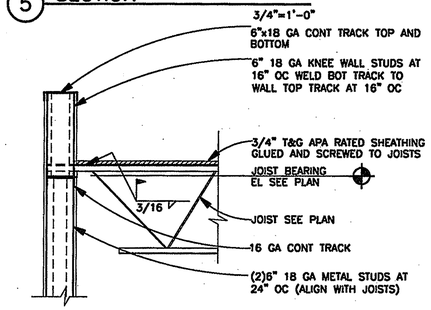

10 SECTION
3/4"=1'-0"

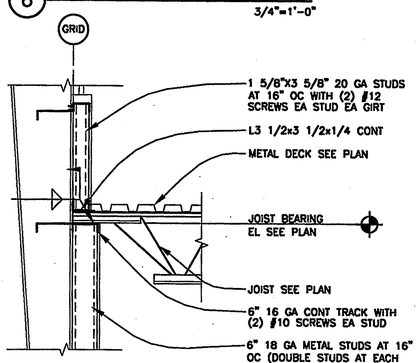

11 SECTION
3/4"=1'-0"

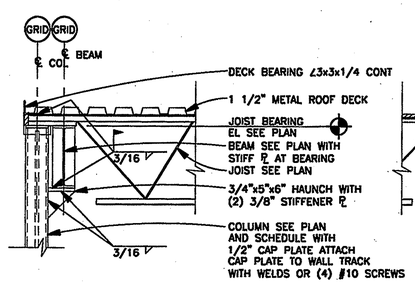

12 SECTION
3/4"=1'-0"

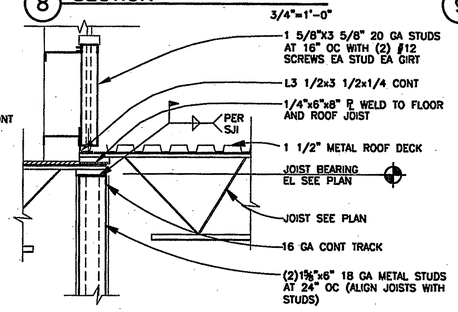

13 SECTION
3/4"=1'-0"

NEGEN ARCHITECTS
STUDIO 22517 178th Ave. Suite 200
Cold Spring, Minnesota 56320
TELEPHONE 320.685.3304
FACSIMILE 320.685.4039

CONSULTANTS
DUFFY ENGINEERING AND ASSOCIATES, INC.
STRUCTURAL - CIVIL - SURVEYING - MECHANICAL - ELECTRICAL
350 Highway 10 South Suite 101 St. Cloud, MN 56304
Phone(320) 259-6575
Fax: (320) 259-6991
Email: mail@duffyeng.com

Mount Olivet Assembly of God
14201 Cedar Avenue South
Apple Valley, MN 55124
952.432.4332

REVISION	DATE

I hereby certify that this plan, specification or report was prepared by me or under my direct supervision and that I am a duly Licensed Engineer under the laws of the state of Minnesota.

RYAN J. SEAVERT, PE

02-13-07 — Date

41971 — License No.

SECTIONS AND DETAILS

PROJECT NO.:	06337
SCALE:	1/8"=1'-0"
DATE:	02-13-07
DRAWN BY:	JKJ
DRAWN BY:	RJS

S5

Duffy Project File: 06337 S005